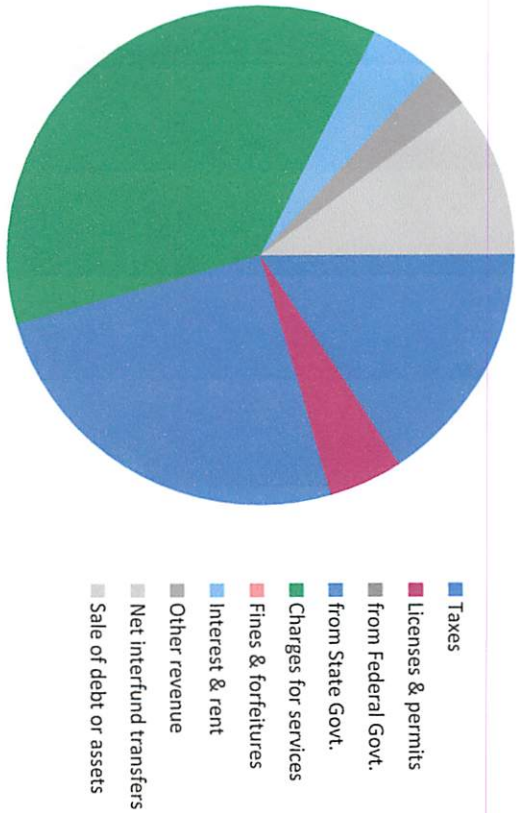


**CITIZENS' GUIDE TO LOCAL UNIT FINANCES - Tekonsha - Calhoun**

**REVENUES**

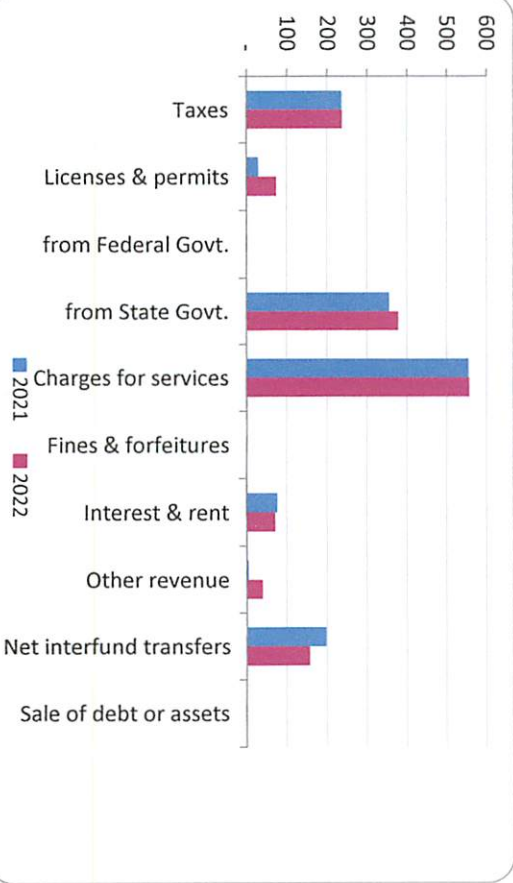
1. Where our money comes from (all governmental funds)



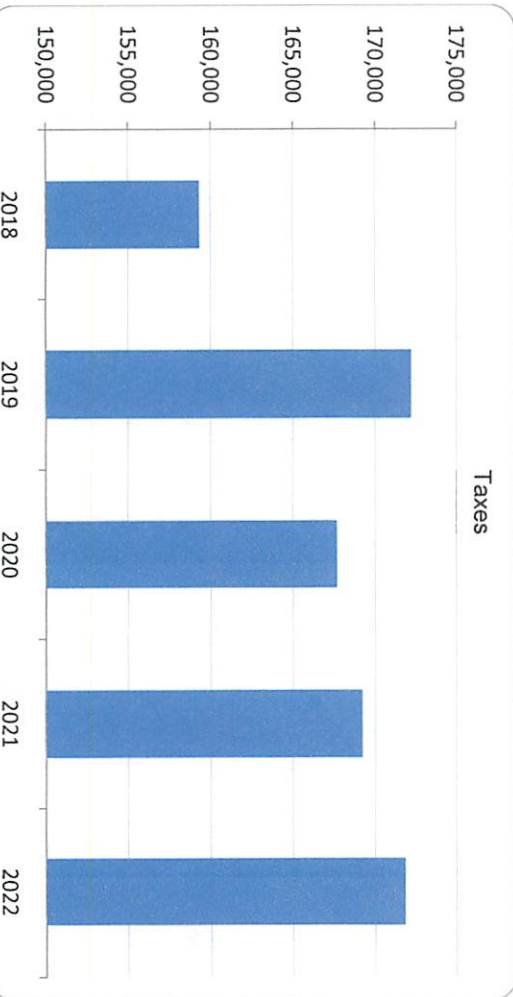
2. Compared to the prior year

	2021	2022	% change
Taxes	\$ 169,211	\$ 171,818	1.54%
Licenses & permits	20,533	53,079	158.51%
from Federal Govt.	-	-	n/a
from State Govt.	254,634	273,892	7.56%
Charges for services	397,610	402,786	1.30%
Fines & forfeitures	-	-	n/a
Interest & rent	54,386	50,512	-7.12%
Other revenue	2,734	28,207	931.71%
Net interfund transfers	141,238	113,150	-19.89%
Sale of debt or assets	-	-	n/a
	<u>\$ 1,040,346</u>	<u>\$ 1,093,444</u>	5.10%

3. Revenue sources per capita - compared to the prior year



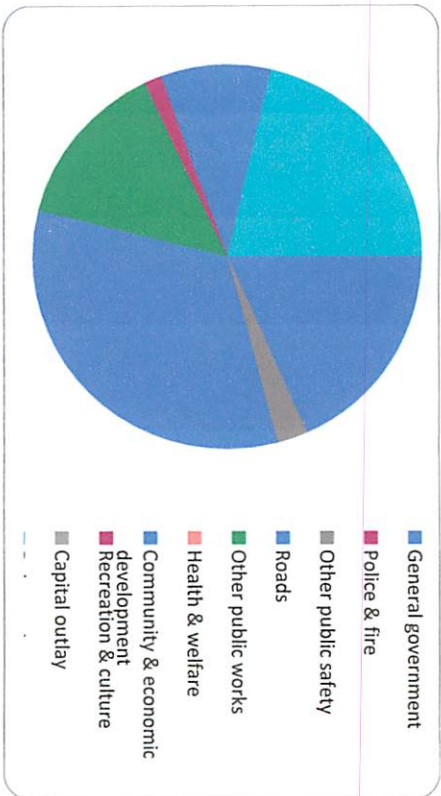
4. Historical trends of individual sources



**CITIZENS' GUIDE TO LOCAL UNIT FINANCES - Tekonsha - Calhoun**

**EXPENDITURES**

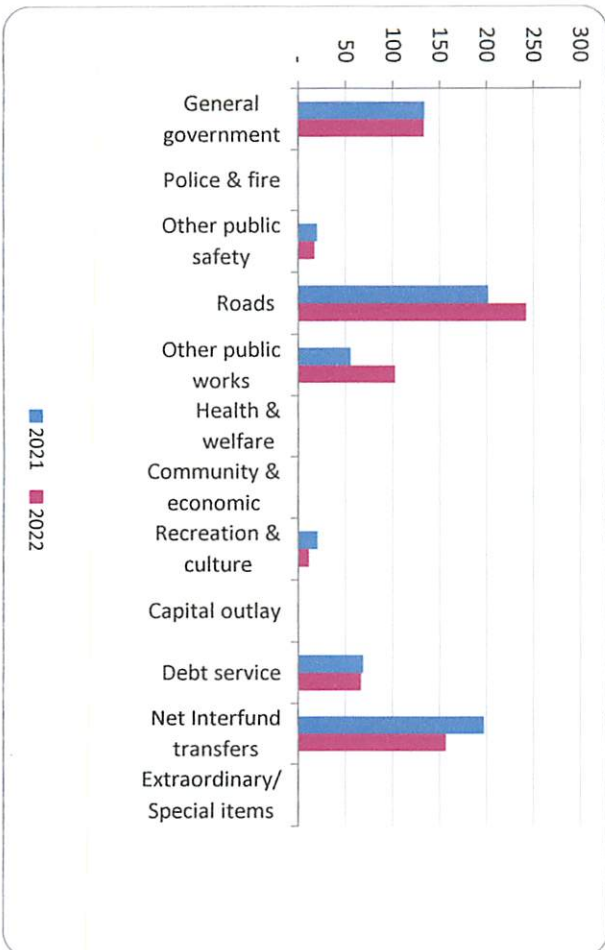
**1. Where we spend our money (all governmental funds)**



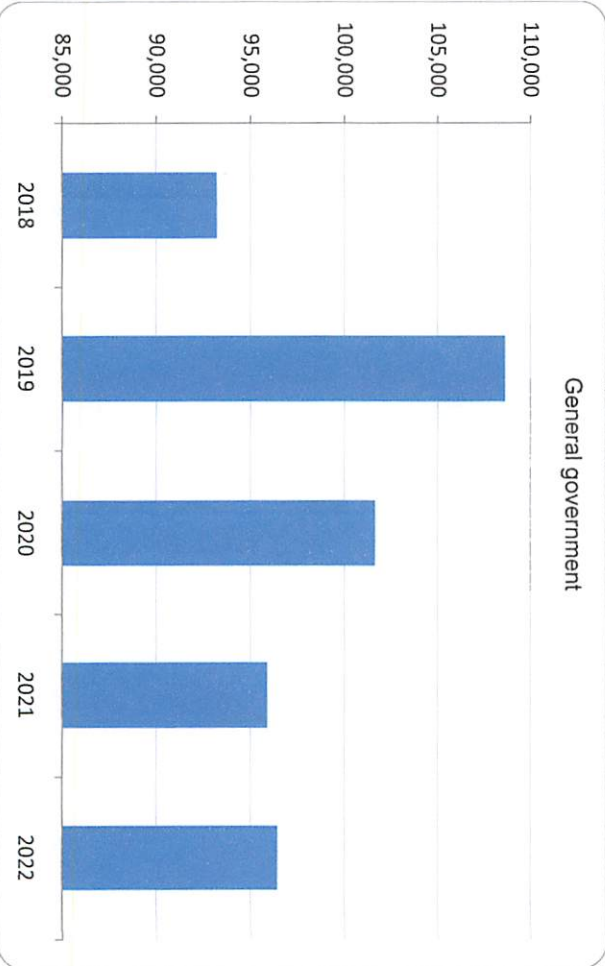
**2. Compared to the prior year**

	2021	2022	% change
General government	\$ 95,873	\$ 96,406	0.56%
Police & fire	417	350	-16.07%
Other public safety	14,133	12,444	-11.95%
Roads	144,298	175,309	21.49%
Other public works	39,545	74,094	87.37%
Health & welfare	-	-	n/a
Community & economic development	-	-	n/a
Recreation & culture	14,482	7,859	-45.73%
Capital outlay	-	-	n/a
Debt service	49,097	47,860	-2.52%
Interfund transfers (net)	141,238	113,150	-19.89%
total expenditures	\$ 499,083	\$ 527,472	5.69%

**3. Spending per capita - compared to the prior year**



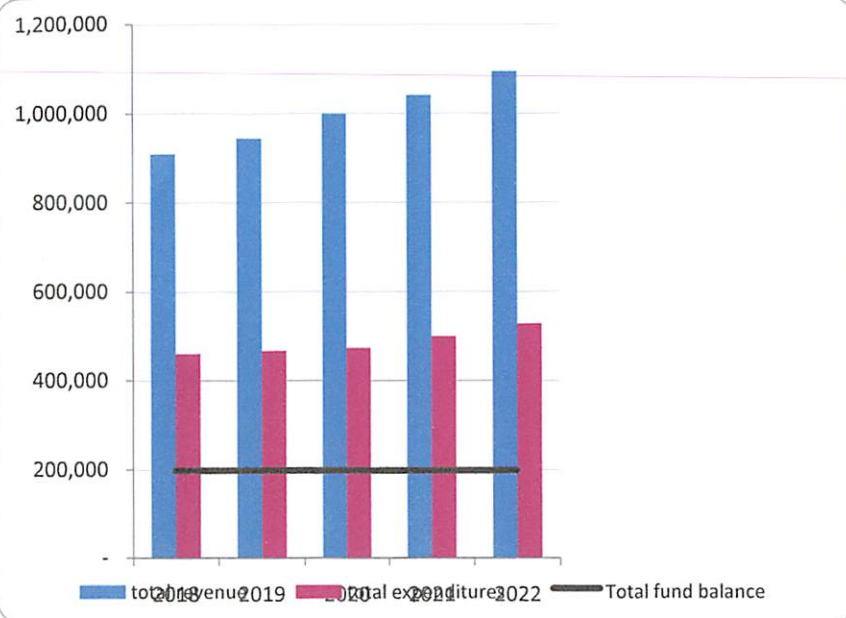
**4. Historical trends of individual departments:**



For more information on our unit's finances, contact Debra Taylor at 517-767-3224.

**CITIZENS' GUIDE TO LOCAL UNIT FINANCES - Tekonsha - Calhoun**

1. How have we managed our governmental fund resources (fund balance)?

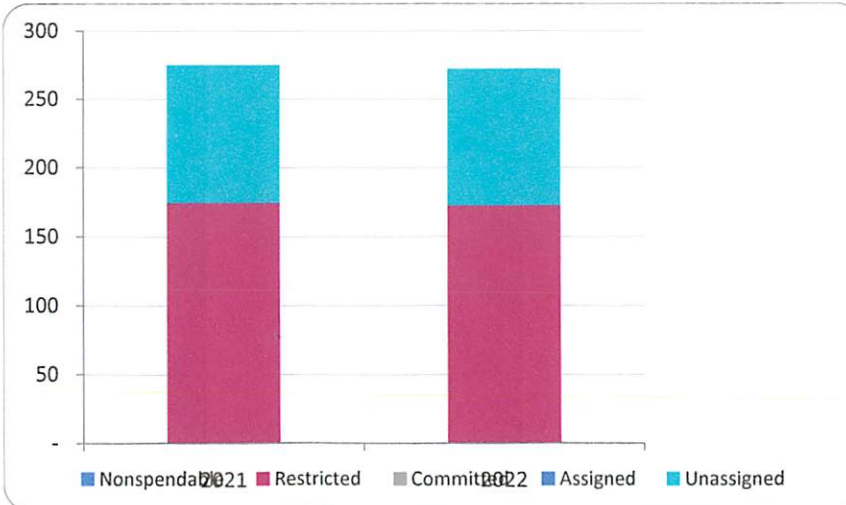


**FINANCIAL POSITION**

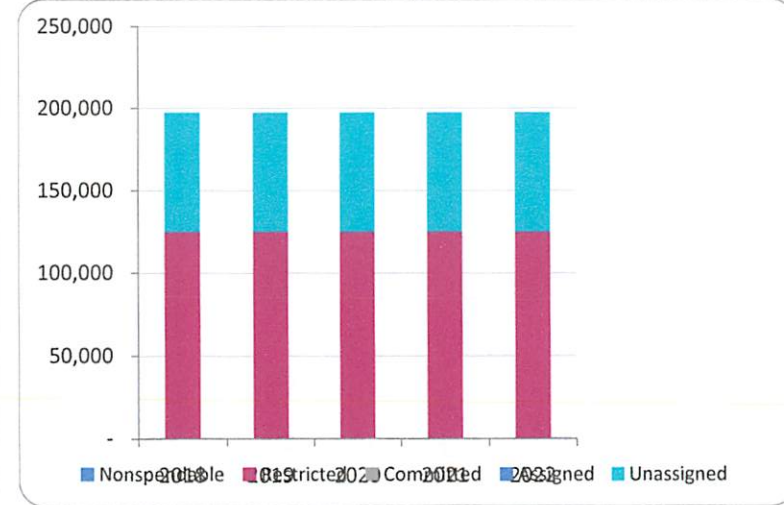
2. Compared to the prior year

	2021	2022	% change
Revenue	1,040,346	1,093,444	5%
Expenditures	499,083	527,472	6%
Surplus (shortfall)	541,263	565,972	5%
Fund balance, by component:			
Nonspendable	-	-	#DIV/0!
Restricted	124,599	124,599	0%
Committed	FALSE	FALSE	#DIV/0!
Assigned	647	647	0%
Unassigned	71,940	71,940	0%
total fund balance	197,186	197,186	0%

3. Fund balance per capita - compared to the prior year



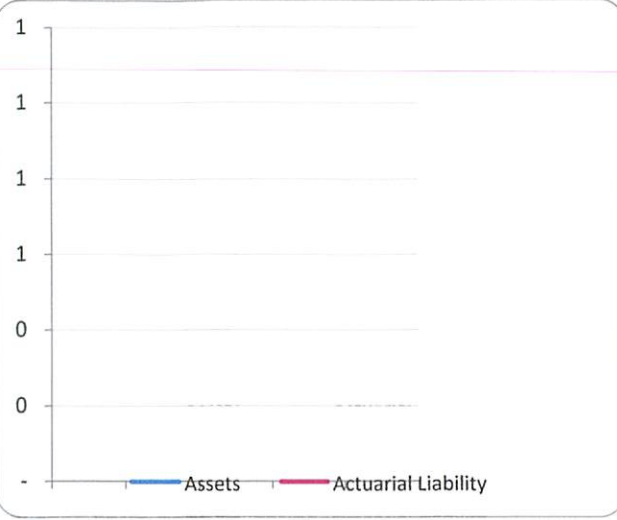
4. Historical trends of individual components



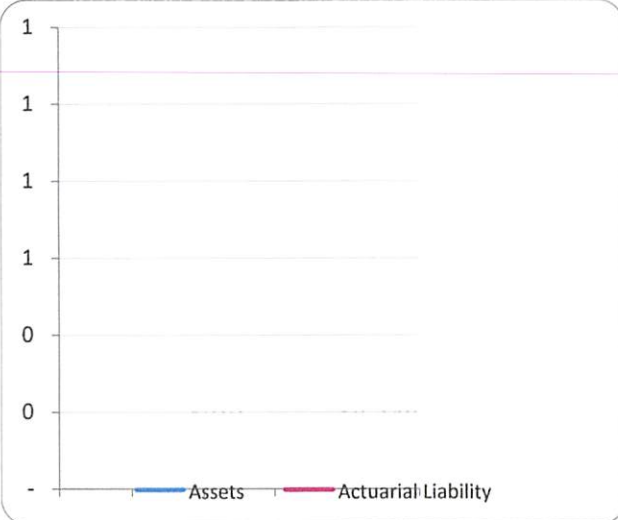
**CITIZENS' GUIDE TO LOCAL UNIT FINANCES - Tekonsha - Calhoun**

**OTHER LONG TERM OBLIGATIONS**

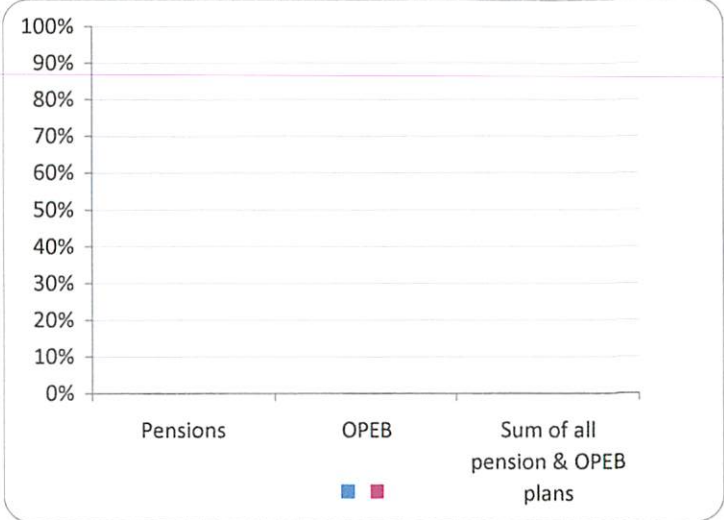
1. Pension funding status



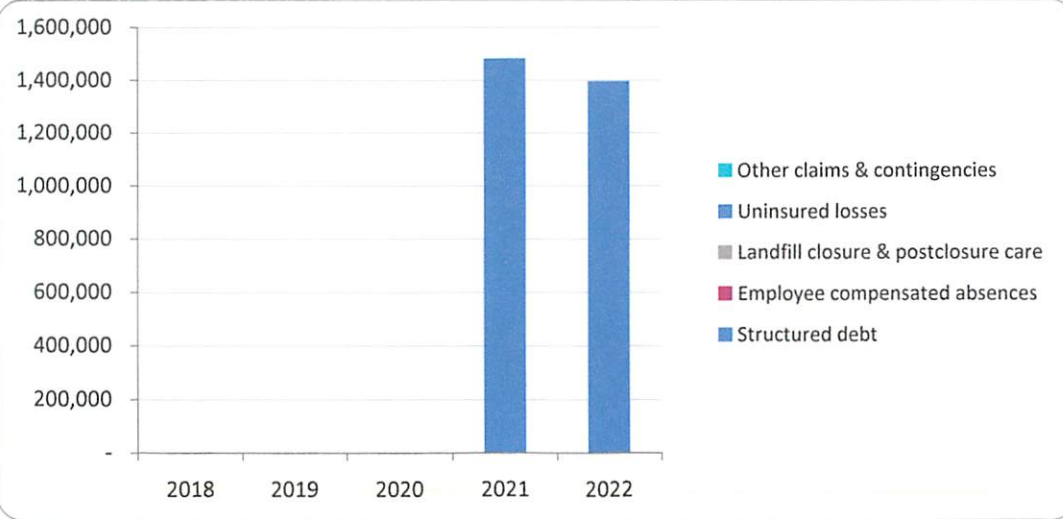
2. Retiree Health care funding status



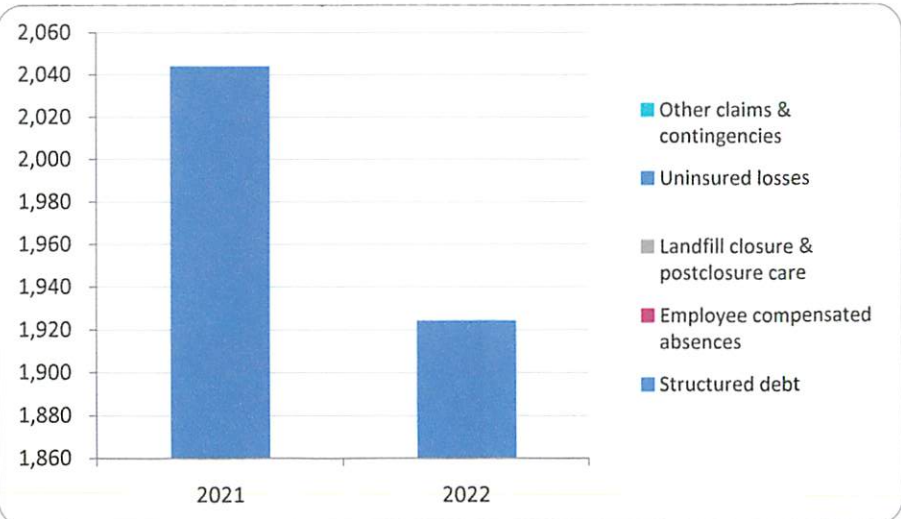
3. Percent funded - compared to the prior year



4. Long Term Debt obligations:



5. Debt & other long term obligations per capita - compared to the prior year



**Commentary:**

We do not have any unfunded pensions or unfunded OPEB

For more information on our unit's finances, contact Debra Taylor at 517-767-3224.